

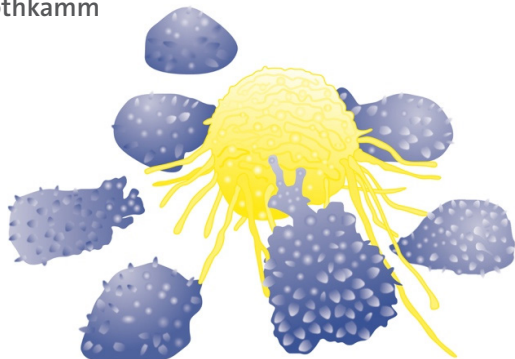
Preface

Harnessing the power of the immune system to fight cancer has been the most important breakthrough in the current oncological era. However, understanding the complex regulatory networks and dynamic interactions between a multitude of immune cell populations in order to elicit a tumor-specific immune response is challenging. Interdisciplinary approaches and collaborative efforts are needed to synergize knowledge and expertise. Therefore, we would like to connect immunological and oncological expertise within the UKE and **bring groups together** at an „UCCH Immuno-Oncology Symposium 2019“.

The goal of this **internal** UKE symposium is that pure immunological groups, who do not have an oncological focus, and oncological groups, who are currently building up immunological expertise, meet in order to present their focus of research, share technological expertise and start a dialogue.

We are looking forward to your participation.

Best regards
Dr. Malte Mohme
Prof. Katrin Lamszus
Prof. Kai Rothkamm



Contact / Location

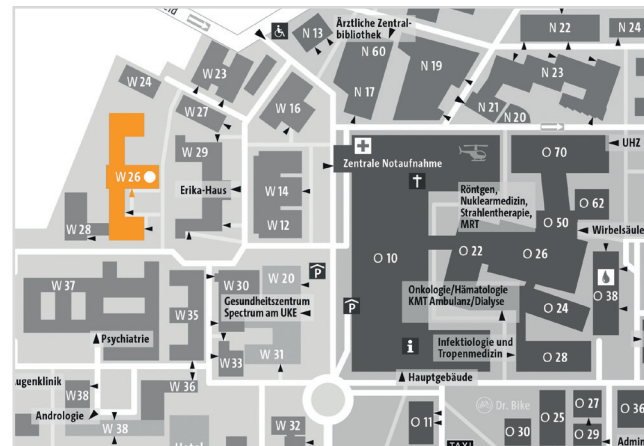
Hubertus Wald Tumorzentrum
University Cancer Center Hamburg (UCCH)
Medical Center Hamburg-Eppendorf
Martinistraße 52
20246 Hamburg

Dr. Malte Mohme

Department of Neurosurgery
Laboratory for Brain Tumor Biology
immuno-oncology@uke.de

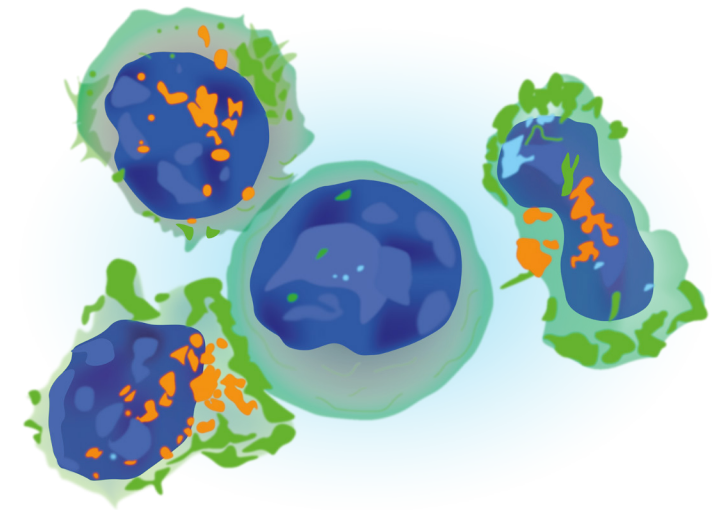
Prof. Katrin Lamszus

Department of Neurosurgery
Laboratory for Brain Tumor Biology



Festive hall in building W26, 1st floor

We welcome everybody who is interested in immunological and oncological research. The participation is **free of charge**. For a better planning we would appreciate that every participant **registers in advance** (see details inside).



Connecting groups and ideas within the UKE
**UCCH Immuno-Oncology
Symposium 2019**

12.06.2019 | 9:00 - 15:30 hrs | Festive hall (W26)



Ein Kompetenznetzwerk des UKE
Universitätsklinikum Hamburg-Eppendorf

Groups and Expertise

Recognition of target cells: learning from anti-viral NK cell responses

Prof. Altfeld, Immunology

Clinical implications of CAR T-cell therapy for hematological malignancies

Prof. Ayuk, Stem Cell Transplantation

Immunobioinformatics in developmental neurobiology and pediatric neurooncology

Dr. Bockmayr, Prof. Schüller, Pediatric Oncology and Neuropathology

Inflammatory-induced neurodegeneration in multiple sclerosis

Prof. Friese, ZMNH

Role of immune checkpoints in immune escape of acute myeloid leukemia

Prof. Fiedler, Oncology

Dynamic molecular mechanism of T cell plasticity and the role of Tregs in intestinal immunity

Prof. Gagliani, Internal Medicine and General Surgery

Immune resistance during checkpoint therapy and the role of danger signals in malignant melanoma

Prof. Gebhardt, Dermatology

Identifying disease associated and antigen specific T cells in human neurological and psychiatric disorders

Prof. Gold, ZMNH

Role of TH17 and Tregs in intestinal immune regulation

Prof. Huber, Internal Medicine

Single-cell gene expression profiling of tissue-specific immune cells in renal autoimmune disease

PD Dr. Krebs, Nephrology

Development of personalized anti-cancer immune therapies

Prof. Loges, Oncology and Tumorbiology

Inflammatory immune activation in stroke

Prof. Magnus, Neurology

Cancer immunoediting, immune escape and the tumor-specific immune response in malignant brain tumors

Dr. Malte Mohme, Prof. Katrin Lamszus, Neurosurgery

Stem cell transplantation and immunotherapy in pediatric hematology/oncology

Prof. Müller, Pediatric Oncology

Blood based biomarkers (liquid biopsy) in cancer progression, brain metastases and immune escape

Prof. Pantel, Prof. Wikman, PD Dr. Riethdorf, Tumor Biology

Tracking tumor cell heterogeneity using barcoding techniques and genetic modification of tumor-specific immune cells

PD Dr. Riecken, Prof. Fehse, Stem Cell Transplantation

The role of radiation therapy and the DNA damage response in signal transduction, cancer progression and immune activation

Prof. Rothkamm, Radiation Oncology

Innate immune response against human tumors xenografted into immunodeficient mice

Prof. Schumacher, Anatomy

Inflammation and role of microglia in neurodegenerative disease

PD Dr. Susanne Krasemann, Prof. Glatzel, Neuropathology

Application of multidimensional flow cytometry and bioinformatic tools for monitoring the human immune system

Prof. Tolosa, Immunology

and others

– list in alphabetical order

Registration

For a better planning of the size we would appreciate that every participant registers in advance at:

www.uke.de/immuno-oncology

Abstract Submission

Present your project with a **short talk or poster** and extend your network within the UKE. Please mail us an unstructured abstract of around 200-300 words in advance to the following e-mail address:

immuno-oncology@uke.de

Deadline: 12.05.2019