



EUROFAMCARE

Socio-medical Characteristics of Family Carers in Europe

Jayne Brown

University of Sheffield,

United Kingdom


on behalf of the Eurofamcare group

Findings

Early and Tentative !

Age:

- **Sample average 54.8 years**
- **Swedish average 65.5 years**
- **Youngest carer 18 years**
- **Oldest carers 95 years found in Greece and Sweden**
- **The oldest Polish carer 88 years**



Gender:

Women comprise 76.3% of carers across Europe


Greatest number of female carers in Greece (80.4%)

Greatest number of male carers in Sweden (28.0%)

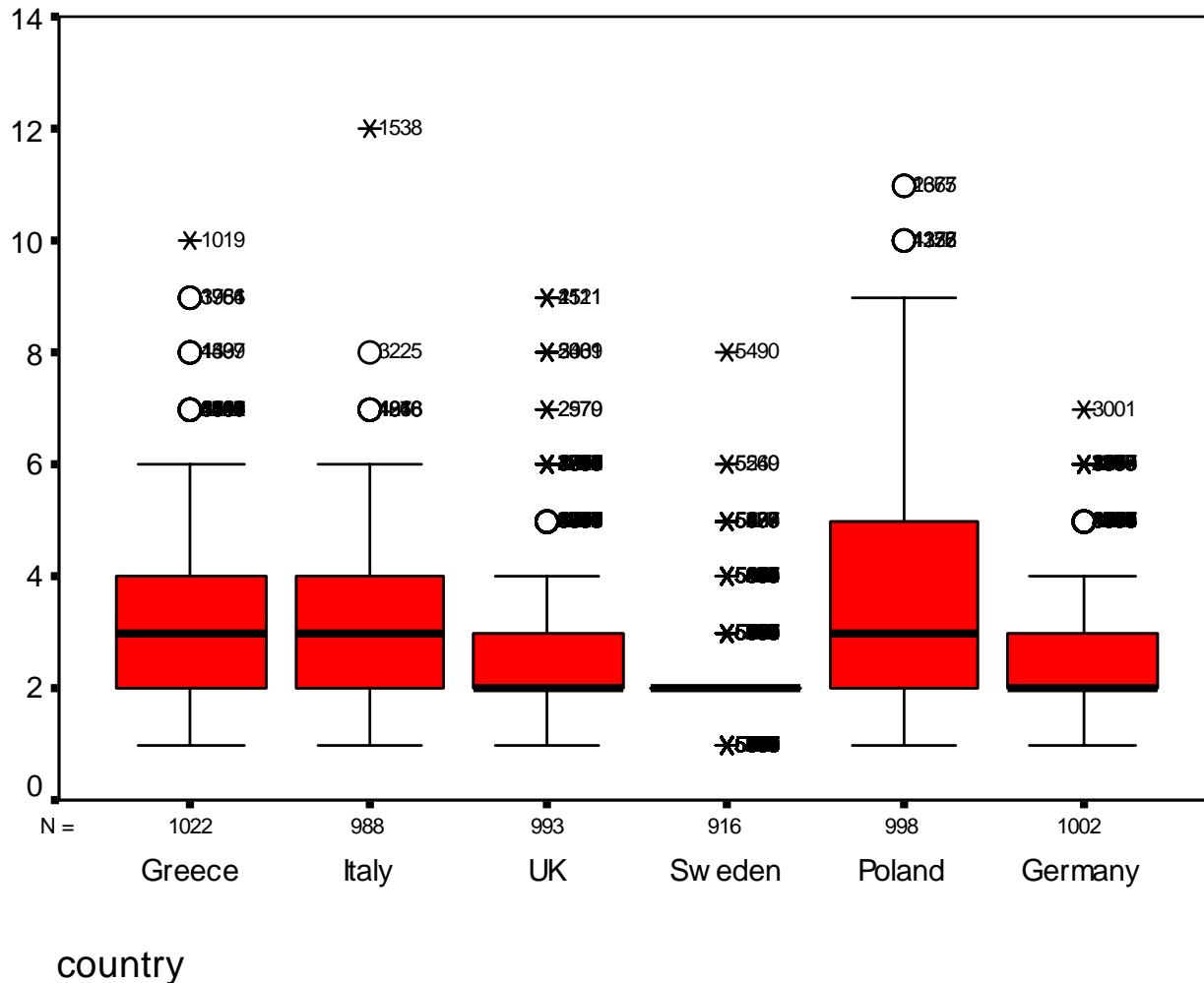
Marital status:

**Highest proportion of married/cohabiting carers
Sweden (83.5%)**

**UK (9.7%) and Germany (12%) have the highest
number of separated/divorced carers**



The Numbers of People in Carers Households





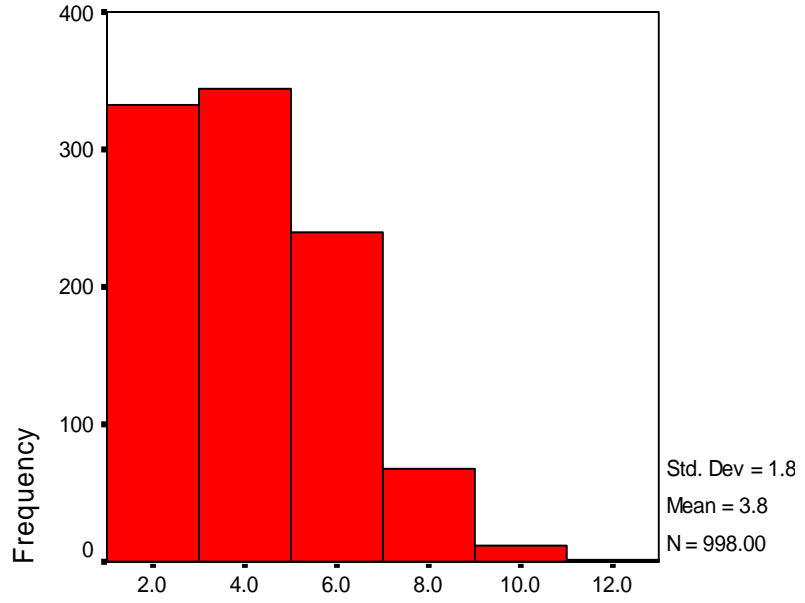
Number of people in Carers Households

Poland

Germany

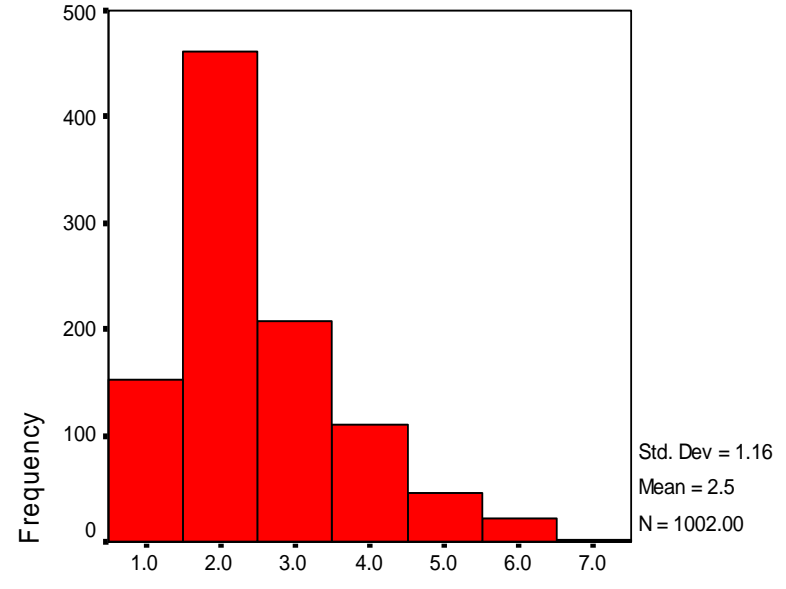


Histogram



number of people in carer's household, carer included

Histogram



number of people in carer's household, carer included


Working Carers

Percentage of working carers

- Lowest Sweden (33.9%)
- Highest Greece (46.9%)
- Poland and UK (39.7%)
- Sample average (41.1%)

Caring restricting ability to work

- Sample average (15.4%)
- Greek (19.7%)
- German (20.6%)
- Poland (6.5%)




Non working carers

Percentage of carers who cannot work at all

- Sample average (10.0%)
- Greek (17.4%)
- Poland (8.1%)
- Sweden (1.5%)

Percentage of carers who had to give up work

- Sample Average (8.45%)
- Sweden (2.1%)
- UK (14.6%)
- Poland (14.7%)



Carers who cannot develop their career or studies

- Sample Average (7.7%)
- Greek (12.5%)
- UK (10.3%)
- Poland (3.6%)



Can carers find help if they want to take a break/holiday?

YES , quite easily

NO

average (47.0%)

average (20.6%)

Poland (63.6%)

UK (27.2%)

Greece (47.3%)

Sweden (24.3%)

Italy (44.9%)

Greece (21.0%)

UK (44.7%)

Italy (19.7%)


Germany (41.1%)

Germany (18.2%)

Sweden (39.9%)


Poland (13.3%)





Reasons for caring

- Emotional bonds of love and affection
- A sense of duty
- A sense of obligation
- Caring makes me feel good
- The older person would not wish anyone else to care
- I found myself in this situation by chance without making a decision
- There was no alternative
- The costs of professional care was too high
- Because of my religious beliefs
- There were economic benefits for me and or the older person



Principle reason for caring – All countries

1. Emotional bonds of love and affection (57.4%)
2. A sense of duty (14.6%)
3. A sense of obligation (13.4%)



%	Caring happened by chance	Sense of duty	Sense of obligation	Makes me feel good	Elder wanted no one else
UK	3.3	13.3	12.9	5.0	3.3
Germany	2.9	16.6	17.9	3.6	2.9
Italy	1.3	11.2	6.5	3.3	1.3
Poland	1.4	22.0	21.1	1.8	1.4
Greece	1.8	15.6	14.3	2.5	1.8
Sweden	1.8	8.2	6.7	4.9	1.8